

How to prepare for ZOOM8 Equipment Inspection

Version 1.2 2022.03.07

Dear Sailors, Coaches and Parents, this is a quick guideline of how to prepare for the equipment inspection at a ZOOM8 event.

Be aware that your boat must comply with all class rules, and that only a few of them are checked during the equipment inspection process.

Nevertheless, the intention of this guide is to simplify and speed up the equipment inspection process.

1. What do I need to present at the equipment inspection?

At the inspection you must present

- The completed equipment inspection form.
- The Boat consisting of
 - The hull
 - The mast (1 or 2 pieces)
 - The boom
 - The daggerboard
 - The rudder
- The PFD = Personal Flotation device = Life Jacket

The equipment should be clean and dry if possible.



Open three inspection port covers and unknot the towing line.

2. How to complete the equipment inspection form.

You will be given the equipment inspection form at the registration, or you can get it from the equipment inspector. Equipment inspection will be easier and quicker if you complete the form before going to the equipment inspection.

At some events you can download the equipment inspection form from the national class homepage or the event homepage so that you can complete it at home.

The appearance of the form may change but the content is always similar.

International Zoom8 Class Association (IZCA)
Equipment Declaration Form

Event: 2021 ZOOM8 Boy's and Girl's World Championships
10th - 17th of July 2021

Organizer: Yachtklubben Furesaen, DEN

Sailors name: Gonzalo Gonzales Sail Number: XY2 123

Equipment declaration - to be filled in by the sailor

Item	Serial / Plaque / Button Number
Hull (see abbreviation 1)	ISAF Plaque number: <u>9836</u>
Hull (see abbreviation 2)	Hull Serial Number: <u>K1 M0B2F 123 A 808</u>
Sail CR G 1.4 (see abbreviation 4)	IZCA Sail Button number: <u>1234</u>
Mast, CR F.3c	Bottom: <u>E XL 1234</u> Top:
Rudder CR E.4 (see abbreviation 3)	<u>001230101</u>
Daggerboard CR E.3 (abbreviation 3)	<u>001240101</u>

will sail with the above mentioned equipment. Any change of equipment shall be authorized by Race Committee.

Date of birth: 1.1.2010 weight: 52 height: 160 Sex: M F

Sailors signature: Gonzales Date: 15.7.2021

Equipment and safety Check - Boat must be presented in all up condition - to be filled in by the Equipment inspector

Equipment Check	OK	Remark
Builder Plaque, CR B2.2 D2.3		
Electronic devices, CR C2.3abc		
Traveler arrangement CR E.3		
Thickness main sheet 8-10 mm, CR F.7.2a; all other lines 5-8 mm, CR F.7.2		
Sail - official measurement stamp and Race/club button, CR G1.4		make
Rudder - system: fixed or movable		weight
Daggerboard		weight
Safety Item	OK	Remark
Towing line, length per IRL, thickness 4g, 6mm, floating, CR C2.3a		
Daggerboard fixed to hull with shock cord arrangement, CR C2.3b		
Mast fixed to the hull with Cunningham arrangement, CR C2.3c		
Hiking straps, lead under the traveler, functional and fixed to the hull, CR C2.3d		
Inspection ports covers all drainage plug in place, CR C2.3e		
3 Mast binnacle bags inside the hull, CR C3.1		
PFZ (LR jacked), ISO 12622-3 (Level 3) or equivalent		

Equipment accepted: _____ Signature of Equipment Inspector _____ Date: _____
Chairman: Jenshuch Gerner, TC, BG

NOTES:
1) Boats produced after 01.03.2010 shall have an ISAF plaque attached on the port side of the hullhead.
2) Boats produced before 01.03.2010 may have their hull number on the inside "Builder" Plaque located on port inside of the stern.
3) Rudder blades and dagger boards if coated (painted or not) have identification marks and should be compared to moulded copies and measured to comply with the rules.
4) All sails shall carry an official measurement stamp and a numbered IZCA supply sail button.

The top section of the equipment inspection form must be completed by the sailor. The bottom section will be completed by the equipment inspector.

International Zoom8 Class Association (IZCA)
Equipment Declaration Form

Event: 2021 ZOOM8 Boy's and Girl's World Championships
10th - 17th of July 2021

Organizer: Yachtklubben Furesaen, DEN

Sailors name: Gonzalo Gonzales Sail Number: XY2 123

Equipment declaration - to be filled in by the sailor

Item	Serial / Plaque / Button Number
Hull (see abbreviation 1)	ISAF Plaque number: <u>9836</u>
Hull (see abbreviation 2)	Hull Serial Number: <u>K1 M0B2F 123 A 808</u>
Sail CR G 1.4 (see abbreviation 4)	IZCA Sail Button number: <u>1234</u>
Mast, CR F.3c	Bottom: <u>E XL 1234</u> Top:
Rudder CR E.4 (see abbreviation 3)	<u>001230101</u>
Daggerboard CR E.3 (abbreviation 3)	<u>001240101</u>

will sail with the above mentioned equipment. Any change of equipment shall be authorized by Race Committee.

Date of birth: 1.1.2010 weight: 52 height: 160 Sex: M F

Sailors signature: Gonzales Date: 15.7.2021

Equipment and safety Check - Boat must be presented in all up condition - to be filled in by the Equipment inspector

Equipment Check	OK	Remark
Builder Plaque, CR B2.2 D2.3		
Electronic devices, CR C2.3abc		
Traveler arrangement CR E.3		
Thickness main sheet 8-10 mm, CR F.7.2a; all other lines 5-8 mm, CR F.7.2		
Sail - official measurement stamp and Race/club button, CR G1.4		make
Rudder - system: fixed or movable		weight
Daggerboard		weight
Safety Item	OK	Remark
Towing line, length per IRL, thickness 4g, 6mm, floating, CR C2.3a		
Daggerboard fixed to hull with shock cord arrangement, CR C2.3b		
Mast fixed to the hull with Cunningham arrangement, CR C2.3c		
Hiking straps, lead under the traveler, functional and fixed to the hull, CR C2.3d		
Inspection ports covers all drainage plug in place, CR C2.3e		
3 Mast binnacle bags inside the hull, CR C3.1		
PFZ (LR jacked), ISO 12622-3 (Level 3) or equivalent		

Equipment accepted: _____ Signature of Equipment Inspector _____ Date: _____
Chairman: Jenshuch Gerner, TC, BG

NOTES:
1) Boats produced after 01.03.2010 shall have an ISAF plaque attached on the port side of the hullhead.
2) Boats produced before 01.03.2010 may have their hull number on the inside "Builder" Plaque located on port inside of the stern.
3) Rudder blades and dagger boards if coated (painted or not) have identification marks and should be compared to moulded copies and measured to comply with the rules.
4) All sails shall carry an official measurement stamp and a numbered IZCA supply sail button.

The numbers you must provide can be found here:

ISAF Plaque number:



Hull Serial Number:



IZCA Sail number:



or



Sails without a button or a class sticker may not be used.

Mast number:



If the mast consists of two parts, then every part will have its own number. The number on the top part may be the same as on the bottom part.

Rudder:



Daggerboard:



3. Equipment and safety check

During the equipment and safety check the equipment inspector will check the numbers of the parts that were recorded in the form and look at selected items. To make thing faster please make sure that you fulfil the following requirements:

Inspection Port covers:

Check there is a sealing O-ring on every inspection port:




Buoyancy bags:

Check the buoyancy bags. They need to be inflated to 60% to 70%.

Boom:

Check the end of the boom. There must be a cover on it.

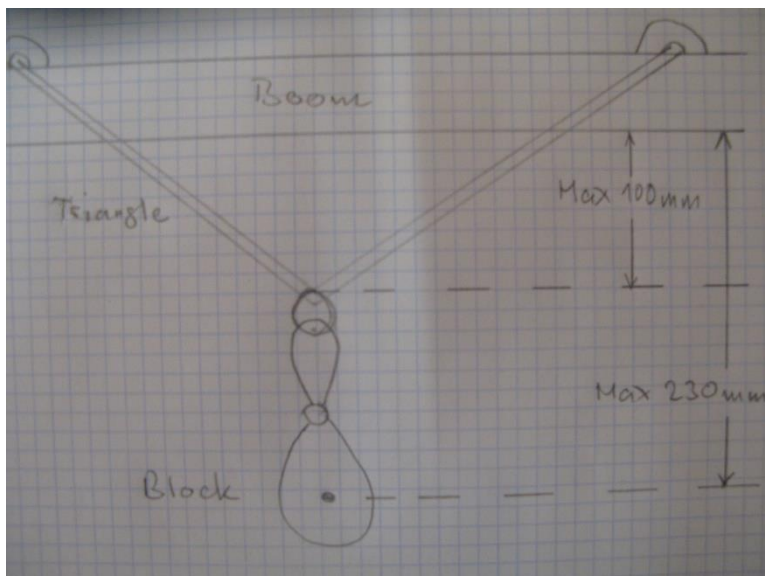


Check the boom triangle and the distance to the main sheet block:



The distance between the lower side of the boom and the inside of the triangle shall be a maximum of 100mm when the main sheet is tensioned.

The distance between the lower side of the boom and the middle of the block sheave shall be a maximum of 230mm when the main sheet is tensioned.



Towing line:

The length of the towing line shall be a minimum of 5m. It shall be a floating type and have a diameter of at least 6mm.

Lifejacket:

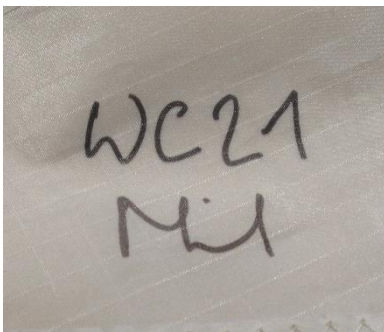


The life jacket must have a readable specification mark indicating the compliance to ISO 12402-5 or EN 393 or equivalent. It must also display the specified weight range of the jacket. The life jacket shall not be damaged or modified and shall match the weight and size of the sailor.

Equipment limitation marks:

If equipment is marked at the event, make sure that the inspector has marked all parts that ought to be marked. Inspectors are very busy and sometimes forget to put the sign or a mark on something. If this is the case, check and insist on any marks that may be missing.

Sail:



Other Equipment:



It is common to have limit marks on the sail, the mast, the boom, the rudder and the daggerboard.

If you have any questions, ask the equipment inspector!